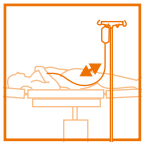


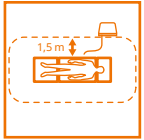
Checklist for patient preparation when using electrosurgery



- 1 | The patient is dry and placed on an electrically insulated operating table pad.



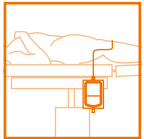
- 2 | The patient has no contact with electrically conductive objects (infusion stands, tubes, cables, etc.).



- 3 | The patient is at a distance of more than 1.5 m from the electrosurgical device.



- 4 | Dry cloths are placed in areas of potential perspiration; skin-to-skin contact in skin folds or breast folds is avoided.



- 5 | If the surgery is expected to take a long time, the patient's urine must be drained through a catheter.



- 6 | A suitable supporting surface for the patient is ensured to prevent pressure necrosis.



- 7 | All electrically conductive parts have been removed from the patient (watches, chains, rings, piercings, bracelets, removable dentures, etc.).



- 8 | The neutral electrode is correctly placed on the patient.



- 9 | In the case of a patient with a pacemaker, a cardiologist was consulted before application.



- 10 | The surgical site is free of explosive gases or inflammable fluids and materials.

Caution: This checklist does not replace the instructions for use. No claims against BOWA-electronic GmbH & Co. KG can be derived from the information and details provided therein. Depending on the individual circumstances, it may be necessary to deviate from the information given in this document. Please contact your BOWA MEDICAL representative for instructions on using the device.

BOWA MEDICAL